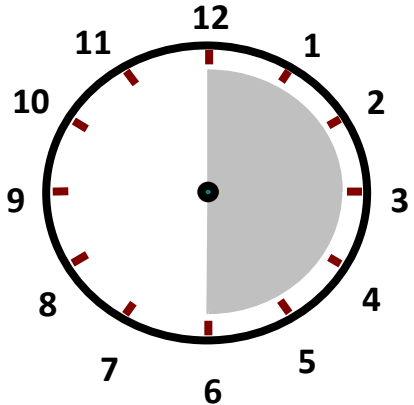
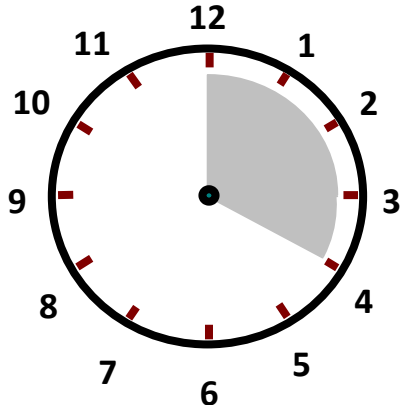
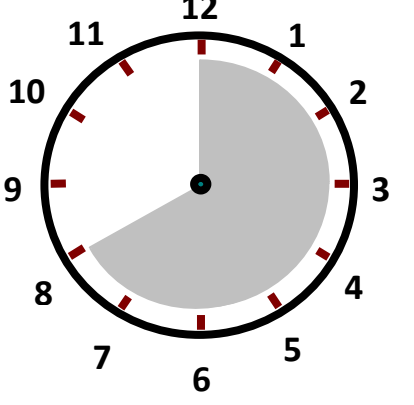
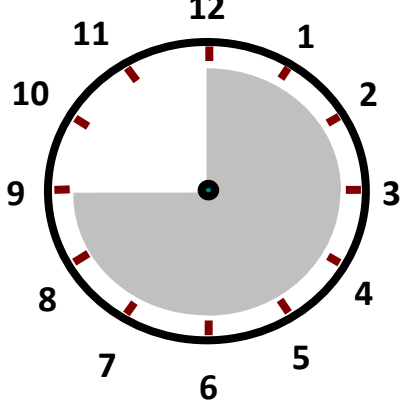
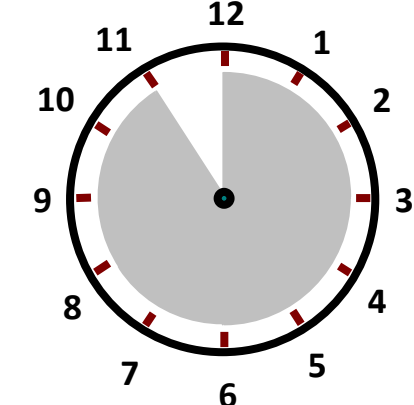
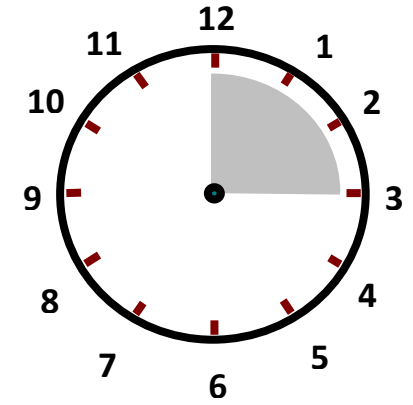


Zeitspannen

Wie viel Zeit ist vergangen? Sieh dir dazu das eingefärbte Feld auf der Uhr an und notiere die Minutenzahl!

 <p>A clock face with numbers 1-12. A grey shaded area covers the right half of the circle, from the 12 o'clock position to the 6 o'clock position.</p> <p><u>30 Min</u></p>	 <p>A clock face with numbers 1-12. A grey shaded area covers the top-right quadrant, from the 12 o'clock position to the 3 o'clock position.</p> <p>_____</p>
 <p>A clock face with numbers 1-12. A grey shaded area covers the right half and the bottom-left quadrant, from the 12 o'clock position to the 9 o'clock position.</p> <p>_____</p>	 <p>A clock face with numbers 1-12. A grey shaded area covers the entire bottom half of the circle, from the 6 o'clock position to the 12 o'clock position.</p> <p>_____</p>
 <p>A clock face with numbers 1-12. A grey shaded area covers the entire circle except for a 15-degree wedge at the top-left, from the 12 o'clock position to the 10:30 position.</p> <p>_____</p>	 <p>A clock face with numbers 1-12. A grey shaded area covers a small wedge at the top-right, from the 12 o'clock position to the 2 o'clock position.</p> <p>_____</p>